

User Guide: JUNO/ERP Student Mobile App

For D Y Patil International University (DYPIU) Students

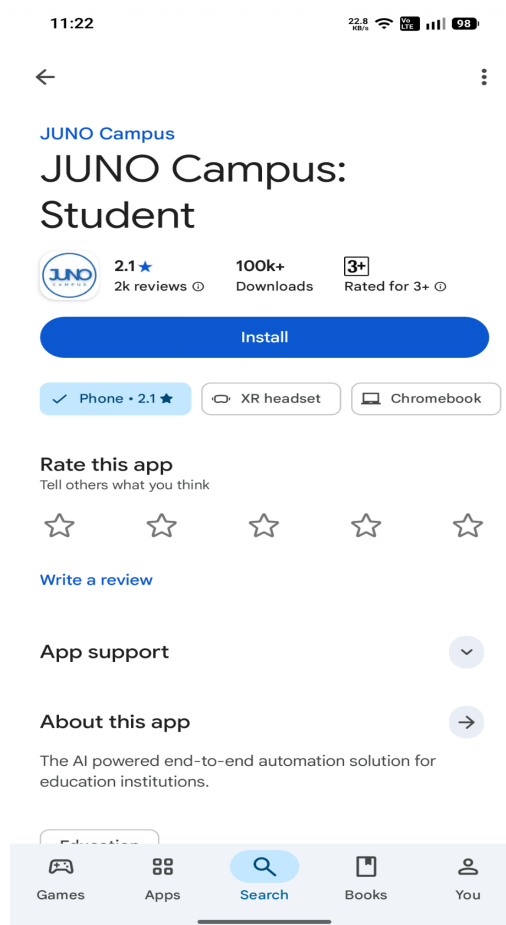
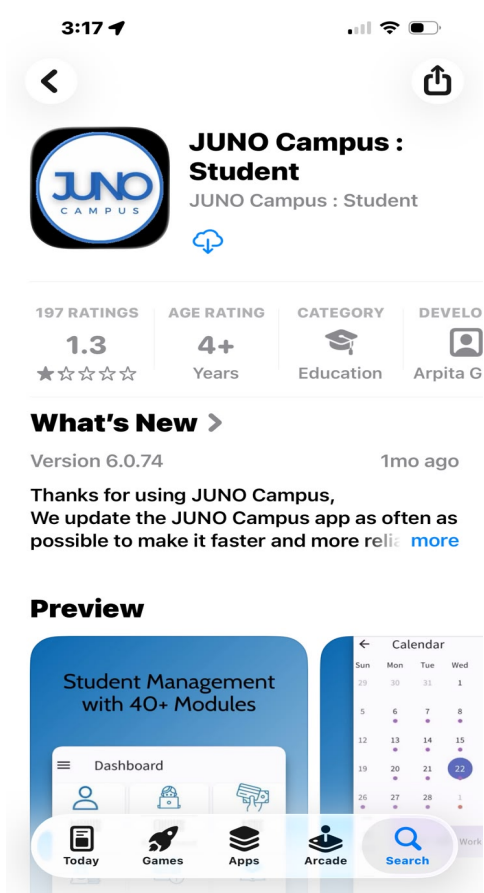
This guide provides step-by-step instructions on how to install, log in, and navigate the various features of the JUNO Campus Student application.

1. Installation & Setup

Step 1: Download the Mobile Application

Search for "JUNO Campus: Student" in your respective app store and install it.

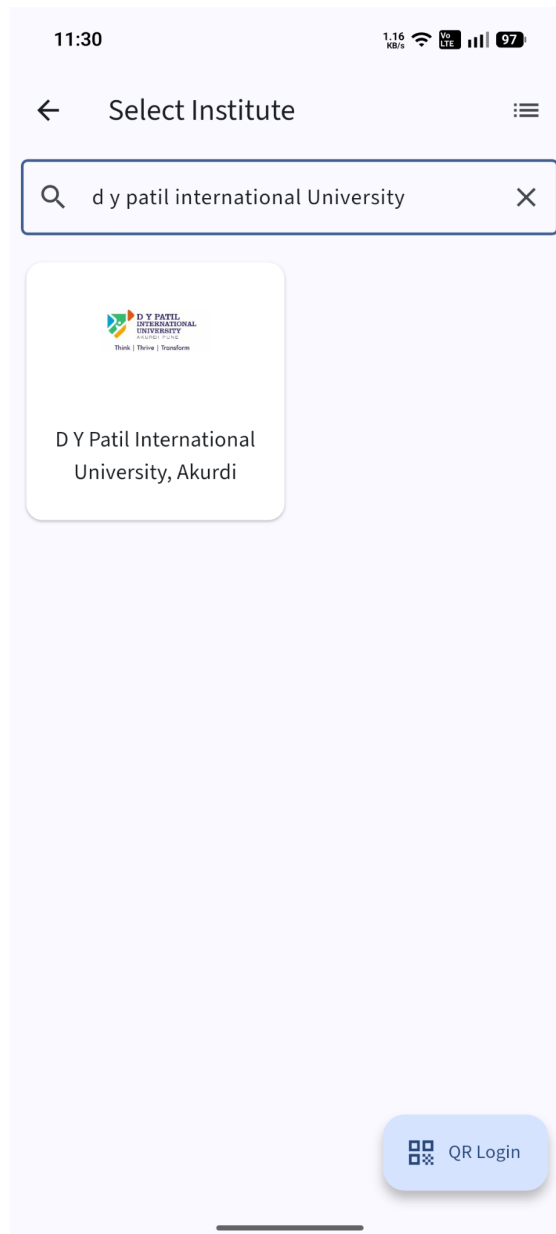
- For Android Users: [Download from Google Play Store](#)
- For iPhone/iPad (iOS) Users: [Download from Apple App Store](#)



Step 2: Select D Y Patil International University

Once the installation is complete, open the application.

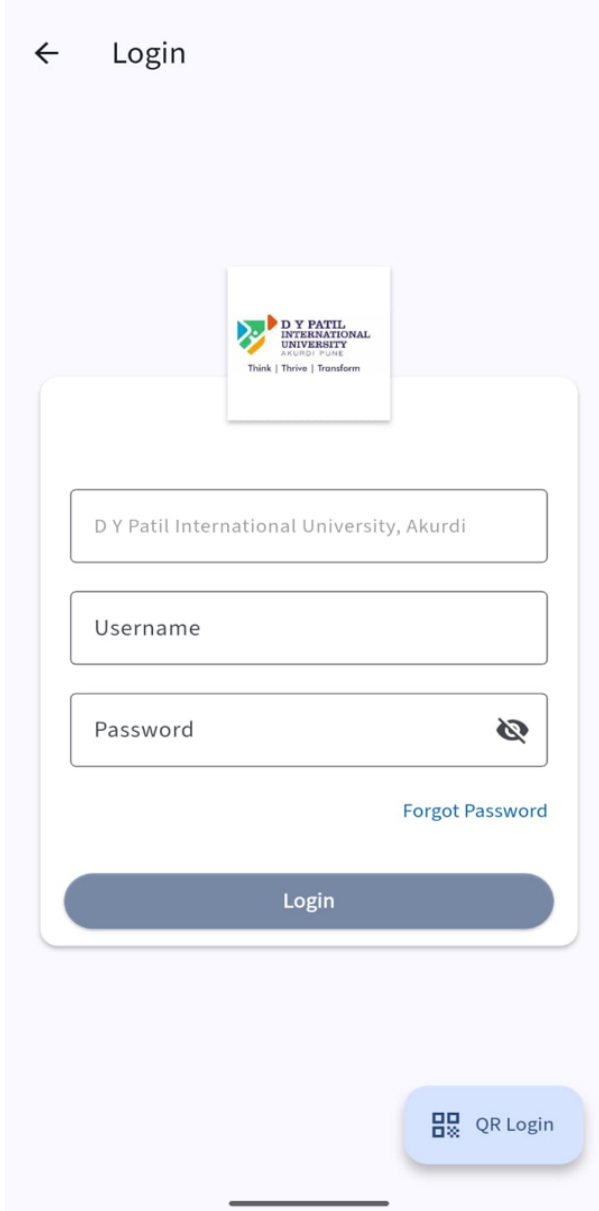
- Tap the search icon.
- Type "D Y Patil International University" and select "D Y Patil International University, Pune" from the dropdown list.




Step 3: Login to Your Account

You can log in using either your credentials or a QR code.

- Enter your officially provided DYPIU Email ID and password, then click Login.




← Login


D Y PATIL
INTERNATIONAL
UNIVERSITY
AKURDI PUNE
Think | Thrive | Transform


D Y Patil International University, Akurdi

Username

Password 

[Forgot Password](#)

Login

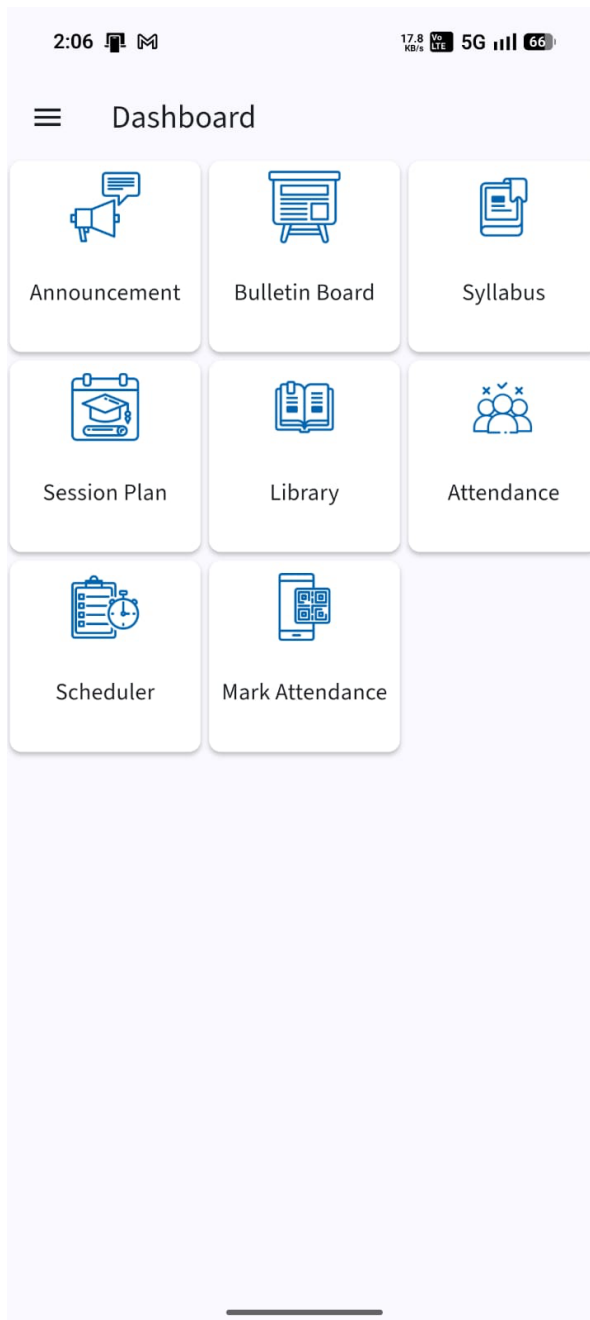
 QR Login

3. App Features & Navigation

Student Dashboard

Once logged in, the Student Dashboard is displayed.


- Simply click on a particular feature tile to view or update details.
- Click on the **Menu** button to view and manage your personal details.



Mark Attendance

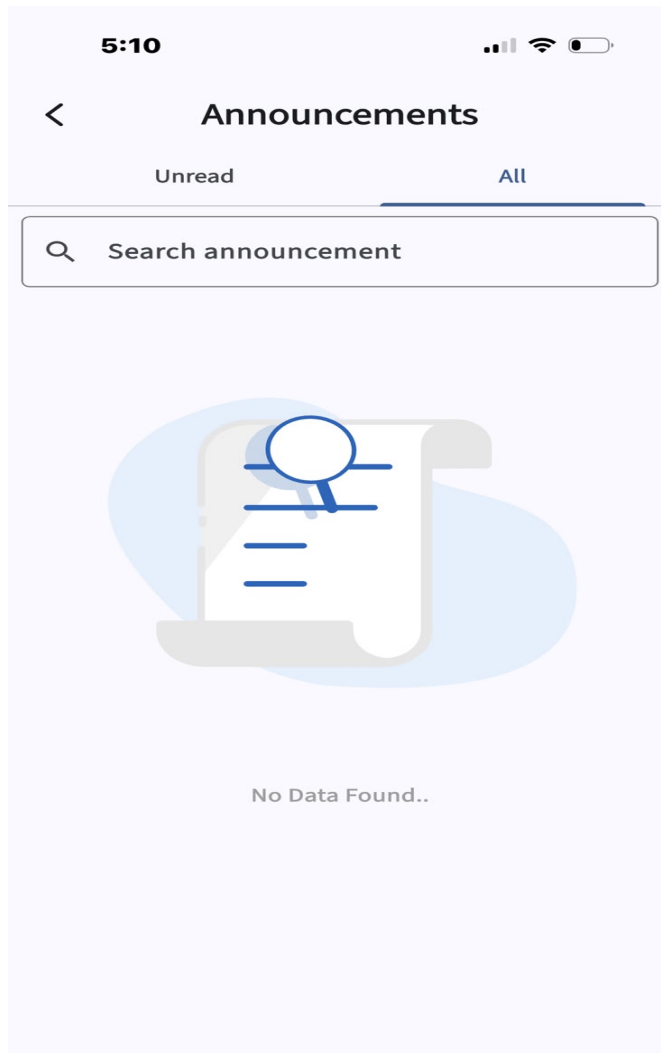
Faculty will conduct the class and display a QR code on their screen.

- Click on "**Mark Attendance**" in the app.
- Scan the QR code shown by the faculty.
- Validate the captcha details and submit to mark yourself present.



Announcements

View formal declarations, updates, or news shared by the university administration or faculty.



Session Plan

- Go to the **Session Plan** section and click "Open".
- Select your semester from the available options.
- Select your desired programme from the list.
- The lesson plan for the selected programme will be displayed.

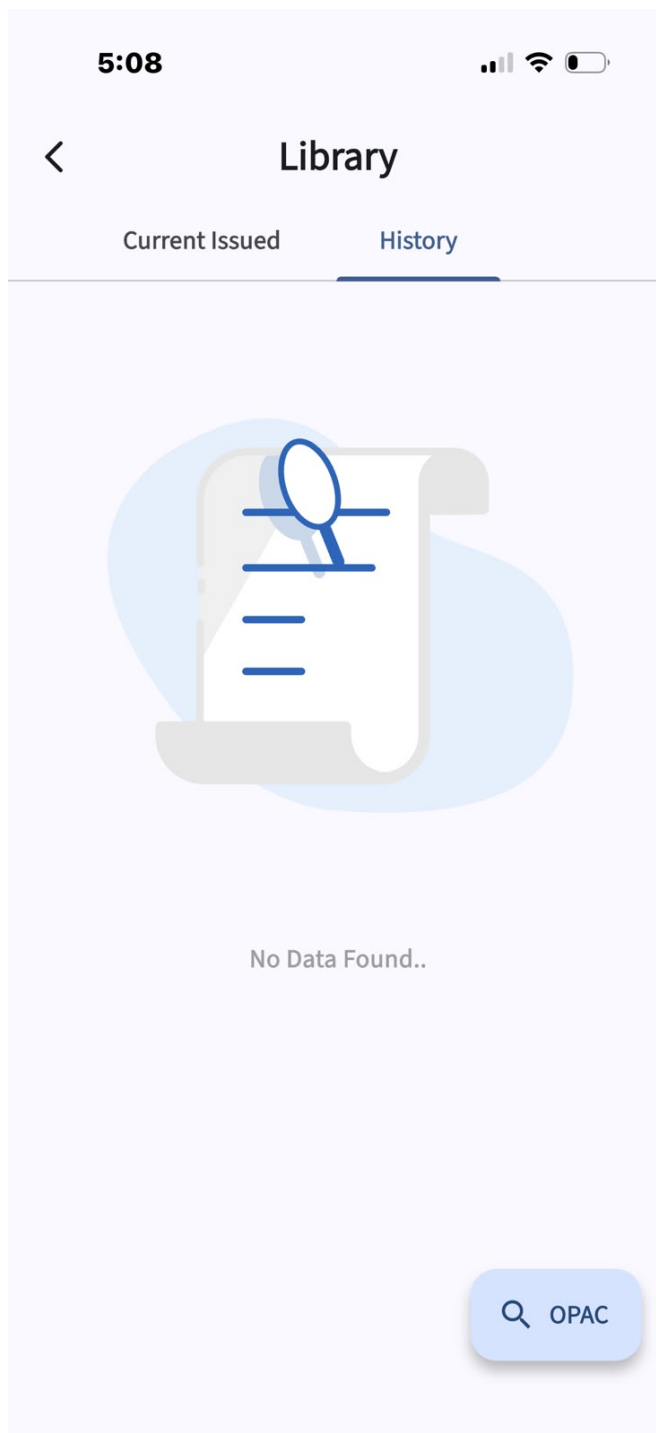
< Session Plan

Course of Term: Sem 1

- Applied Computational Mathematics [CSE1001] >
- Applied Computational Mathematics TUT [CSE1001 T] >
- Basic Electrical and Electronics Engineering [CSE1002] >
- Basic Electrical and Electronics Engineering Lab [CSE1002 Lab] >
- Basic Electrical and Electronics Engineering TUT [CSE1002 T] >
- Data Structures using C [CSE1004] >
- Data Structures using C TUT [CSE1004 T] >
- Data Structures using C-PR [CSE1004 PR] >
- Fundamentals Web Technologies [CSE1005] >

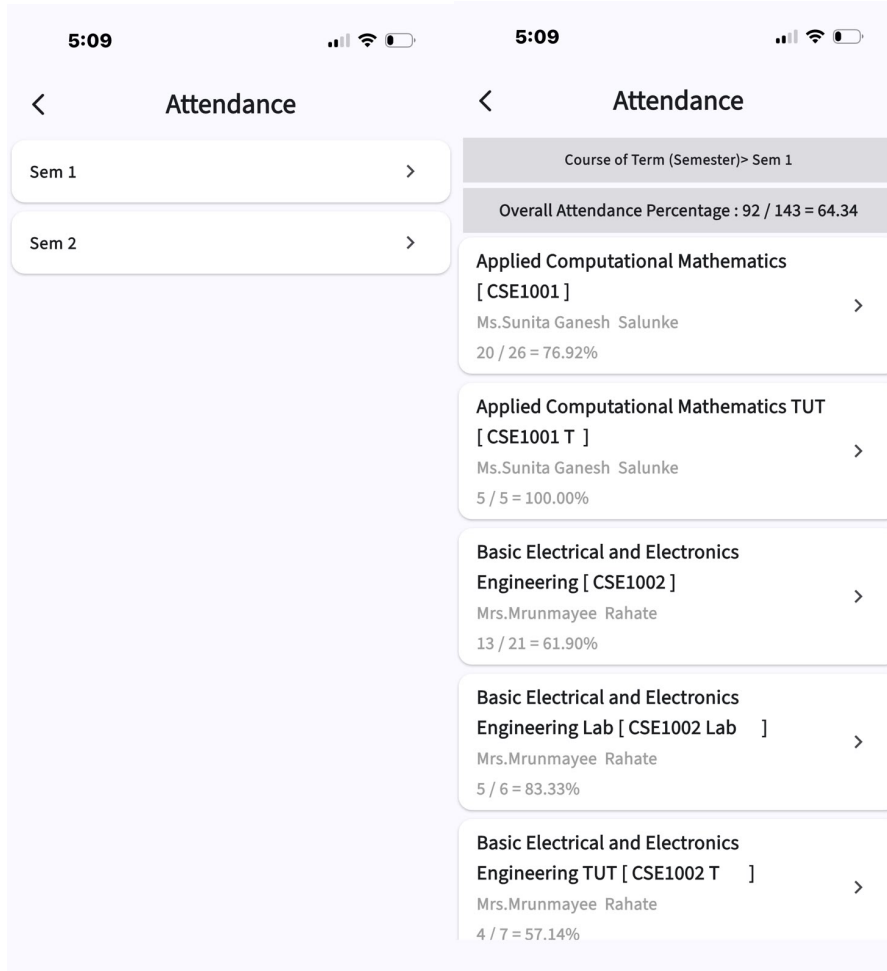
Library

- Click on the **Library** section.
- View currently issued books and a complete history of previously issued books.
- Check the issue dates and returning (due) dates.



Attendance (Detailed View)

- Navigate to **Attendance** to find your complete attendance list for all semesters.
- You can check attendance categorized by semester and course.
- Click to open a specific Batch and Semester to view Programme/Course details.
- View your complete attendance list, sorted by time and course.

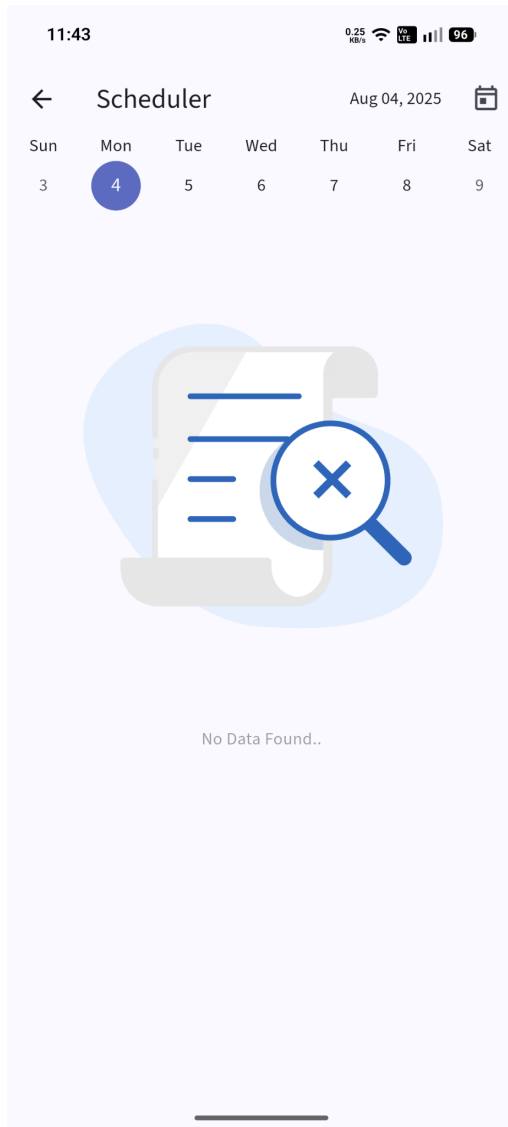


The screenshot displays the 'Attendance' app interface. On the left, a sidebar shows 'Sem 1' and 'Sem 2' with right-pointing chevrons. The main screen shows the 'Attendance' title and a list of courses for 'Sem 1'. The overall attendance percentage is 92 / 143 = 64.34%. The courses listed are:

Course Name	Instructor	Attendance
Applied Computational Mathematics [CSE1001]	Ms.Sunita Ganesh Salunke	20 / 26 = 76.92%
Applied Computational Mathematics TUT [CSE1001 T]	Ms.Sunita Ganesh Salunke	5 / 5 = 100.00%
Basic Electrical and Electronics Engineering [CSE1002]	Mrs.Mrunmayee Rahate	13 / 21 = 61.90%
Basic Electrical and Electronics Engineering Lab [CSE1002 Lab]	Mrs.Mrunmayee Rahate	5 / 6 = 83.33%
Basic Electrical and Electronics Engineering TUT [CSE1002 T]	Mrs.Mrunmayee Rahate	4 / 7 = 57.14%

Scheduler

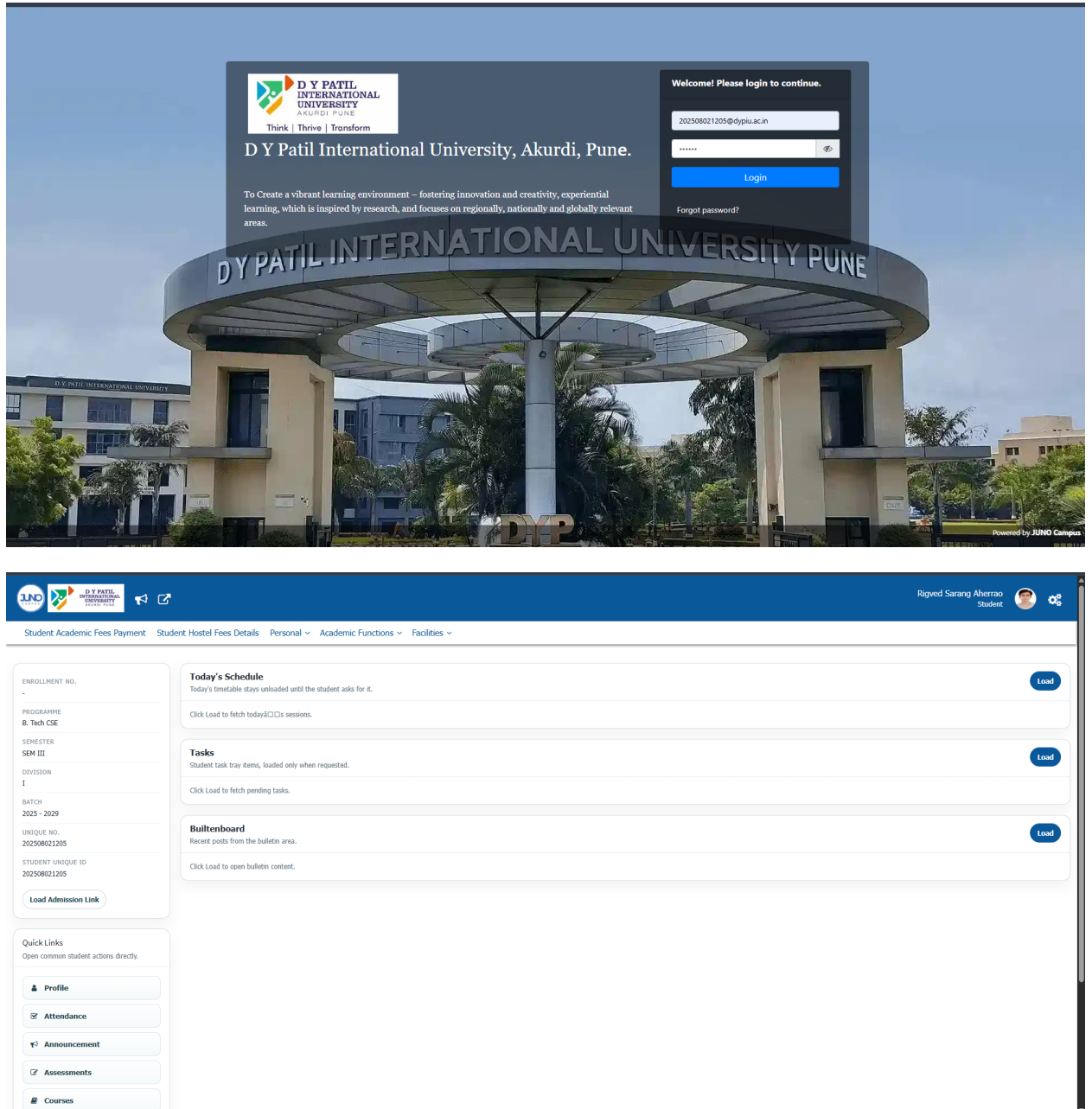
- Open the **Scheduler** to check the details and timings of any scheduled meetings, events, or guest lectures.



2. Web Portal Alternative

If you prefer to use a web browser, you can access the student portal via the following URL:

- Web URL: <https://erp.dypiu.ac.in/>



D Y PATIL INTERNATIONAL UNIVERSITY AKURDI PUNE
Think | Thrive | Transform

D Y Patil International University, Akurdi, Pune.

To Create a vibrant learning environment – fostering innovation and creativity, experiential learning, which is inspired by research, and focuses on regionally, nationally and globally relevant areas.

Welcome! Please login to continue.

202508021205@dypiu.ac.in

.....

Login

Forgot password?

D Y PATIL INTERNATIONAL UNIVERSITY PUNE

Powered by JINDO Campus

JINDO D Y PATIL INTERNATIONAL UNIVERSITY AKURDI PUNE

Ragved Sarang Aherrao Student

Student Academic Fees Payment Student Hostel Fees Details Personal Academic Functions Facilities

ENROLLMENT NO. -

PROGRAMME B. Tech CSE

SEMESTER SEM III

DIVISION I

BATCH 2025 - 2029

UNIQUE NO. 202508021205

STUDENT UNIQUE ID 202508021205

Load Admission Link

Quick Links
Open common student actions directly.

- Profile
- Attendance
- Announcement
- Assessments
- Courses

Today's Schedule
Today's timetable stays unloaded until the student asks for it.

Click Load to fetch today's sessions.

Tasks
Student task tray items, loaded only when requested.

Click Load to fetch pending tasks.

Bulletinboard
Recent posts from the bulletin area.

Click Load to open bulletin content.